



iELZero

MIWA LOCK CO., LTD.

Hands-Free entry Electronic door lock for residence

Electronic door lock with integrated RFID reader with 3 ways entry. (Hands-Free, Non-touch(proximity), Mechanical key)

For cosmetic reasons, the mechanical cylinder is concealed, and the new mechanism push-pull handle is both user friendly and easy on the eye..

Additionally, Customer can choose from wide variety of finishes to harmonize with door and interior design.

Easy Operation

Push the operation button to unlock while having hands-free key in your pocket or bag.
No need to tap a card, No need to type PIN.
Same as smart access of Luxury car.

High security

Miwa standard High security function

- Two locks
- High Security Mechanical cylinder available with construction / Master key function
- Security thumbturn
- Claw dead bolt
- Protection from electrically improper unlocking
- Auto lock return function

High-sense of design

New mechanism Push-Pull grip with Built-in reader, smoothly-curved grip presents high-sense of design concept.

Easy installation

Since iEL ZERO is battery operated, no need to through wire in flame and door.

- Need wire between upper and lower lockcase
- Wired power version is also available (Only for outward opening door)

<How to operate>

From outside

Push the button on the outer bar to unlock while having hands-free key in your pocket or bag.

◆ Effective distance between hands-free key and lock button is around 1m.



◆ Average battery lifetime of lock is 9 month and hands-free key is 1 year. In case of flat battery, it can be operated by mechanical key.



※ Effective distance and battery lifetime are changed depends on circumstance.



Non-touch key is also available.



◆ Place the non-touch-key just underneath the push button.

◆ Effective distance between non-touch key and lock button is around 10mm.

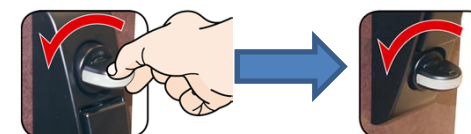
※ Effective distance might be changed depends on circumstance.

From inside

Turn thumbturn to lock and unlock.

◆ Lock

Lower thumbturn is automatically operated to lock after the upper thumbturn is operated to lock.



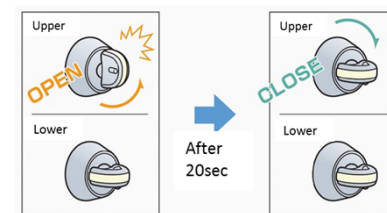
① Lock by upper thumbturn

② Lower thumbturn is automatically locked.

Following function for convenience

◆ Unlock

No following function while unlocking. For security reason, both thumbturn should be operated to unlock within 20 sec. Otherwise unlocked thumbturn automatically returns to lock position.



Auto lock return function for security.



<Design and security function>

◆ Concealed cylinder
High security Mechanical cylinder available. It supports construction function, so no need to operate by ID key during construction

◆ Operation button with 3 color LED indication

◆ Built-in Reader

◆ Hand - latch operation

◆ Claw deadbolt
Strong against forced open such pry open, as claw deadbolt catches flame side.

◆ Security thumbturn
Available for switch thumbturn to prevent illegal thumbturn unlocking from outside.

◆ Automatic lock available by setting.
(Available only after unlock by ID key.)

◆ Following function for convenience
Auto lock return function for security

Silent latch

◆ Two locks connecting

【Outside】 【Inside】

〈Entrance gate access control〉

Miwa Hands – Free system can be interface with Entrance gate, Intercom system, Delivery box and Elevator. User can use the ID key to activate 3rd party's system. (RS-422 interface for output)



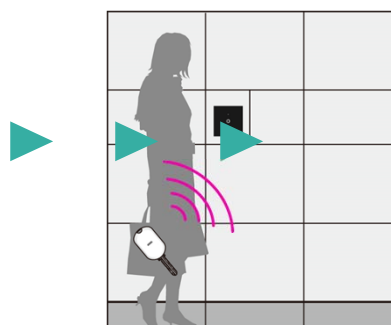
Entrance gate

Walk through near by reader without present ID key
 *Miwa system can output signal to Auto door



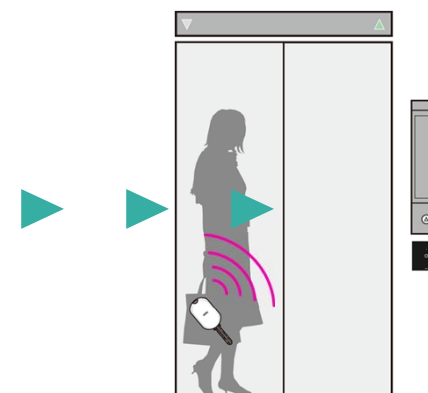
Delivery box

To receive your package using your ID key
 *Miwa system can be interface with delivery box



Elevator

To call the lift using your ID key
 **Miwa system can be interface with Elevator system



〈Color variation and specification〉



Specification

Specification (Electric Lock)

Item code	IZBPGFHL2W-U
Power	AA Alkaline battery X 4 pcs
Mechanical cylinder	PR, U9 (Pop up type – Only PR available)
Backset	64mm
Door thickness range	36mm~45mm (45mm – 55mm will be available)
R&L handing	Common
Use temperature, humidity	-10°C~50°C/30%~95%RH Indoor should be above 0°C, no condensation nor freezing
Water resistant	Outside : IPX3 Inside : IPX2
Door weight	Up to 40kg
Hands free range	1m (depends on circumstance)
Lock battery lifetime	Only hands free : 1 year (10 times usage / day) Hands free / Non touch dual mode : 9 months
ID key registration	Up to 15

(Memo) ID key is not included in lock set.

Color Variation

	Finish code	Outside		Inside
		Front	Side	
Single color	SF	SF		
	BK	BK		
Two colors	SK	SF	BK	SF
	RK	RG	BK	RG
	RB	RG	BK	BK



Additional Information

- Hands-free key has a motion sensor to prevent wrong operation while the hands-free key is put inside the door. Therefore it does not work in standstill. Please shake it if it does not work in use.
- Do not give side pressure to deadbolt to prevent malfunction.
- Inside handle shape is different between battery operated type and AC adapter type.

<ID key line-up>

Hands-free system

Just push the button while having hands-free key with you!

Key head type (TLRS-K01A)**
(** = PR or U9)

Black (BK)	Chocolate(CH)	Wine(WN)	Moca (MO)	<p>Pop-up type (TLRS-E01APR) (Only for PR)</p> Usual Metal key in use
Milk (ML)	Ice mint (IM)	Peach (PE)		

(Note) Backside color of Key head (TLRS-K01A**) --- BK = BK / CH, WN and MO = CH / ML, IM and PE = ML

Non-touch system

Place ID key upon pushing the button.

NTU.T3RKPR (Only for PR)

Chocolate(CH)	Wine(WN)	Moca (MO)	Milk (ML)	Ice mint (IM)	Peach (PE)	<p>NTU.T2RK** (** = PR or U9)</p>
Chocolate(CH)	Wine(WN)	Moca (MO)	Milk (ML)	Ice mint (IM)	Peach (PE)	

(Note) Backside color of Key head (NTU.T3RKPR and NTU.T4RKPR) --- CH, WN and MO = CH / ML, IM and PE = ML